

PRODUCT: ACT Enterprise 2.16

This document refers to **ACT Enterprise 2.16** or later.

The following is a list of new features and improvements included with **ACT Enterprise 2.16**. Some features require the associated controller firmware version 1.10.35 or later, which is shipped with the **ACT Enterprise** installation package (**Note:** the ACTpro-100 door station cannot be firmware updated).

Table of Contents

Email QR Code to card holder	2
Upgrade to TLS 1.2	5
Support 128 Camera Hikvision NVR	5
Feature improvement and Bug fixes	5

Email QR Code to cardholder

Supported QR Reader: **QR500 - Access Control QR Reader** (Code: N54504-Z155-A100)

From “**ACT Manage | Manage | Users | <User #> | General**”. The virtual QR code can be emailed to the cardholder. The cardholder must have a valid email address and a valid number in the one-to-one card field (first card field).

The From and To validity periods are optional, and if select, the virtual QR credential will display the validity period.

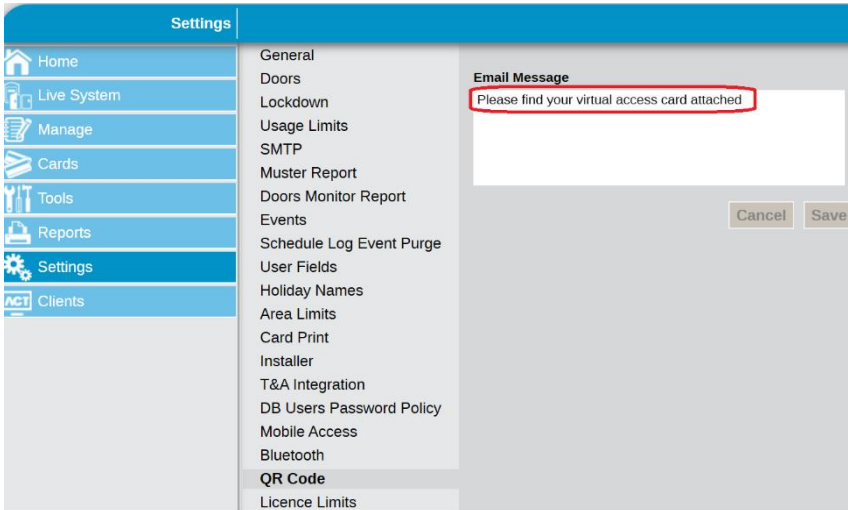
The introduction text for the virtual QR credential email can be configured from “**ACT Manage | Setting | QR Code.**”

Note: The QR code must be 4 digits or greater.

The screenshot displays the 'User Details' page for Michael Bloggs. The 'General' tab is selected, showing fields for User Number (1), First Name (Michael), Last Name (Bloggs), Email (michael@bloggs.com), Mobile (0871234567), and User Group (Full Access Group). The 'Cards and PIN' section includes a One-To-One Card (12345) with a 'Send QR Code' button, and other card fields (Card 3, Card 4) and a Biometric ID field. The 'Validity Period' section has optional 'From' and 'To' date and time pickers. The 'User Notes' section is empty. The 'Users' menu item in the left sidebar is also highlighted with a red box.

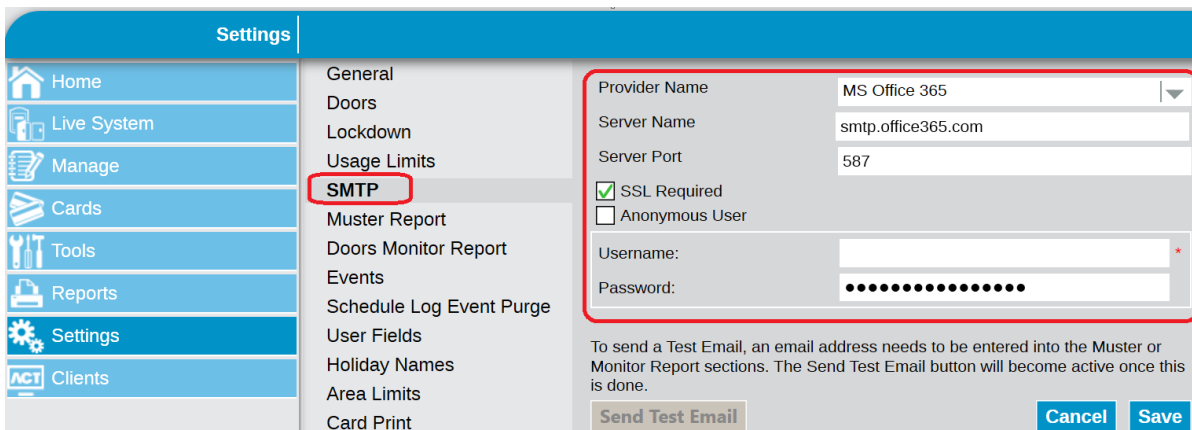
Configure introduction text for virtual QR credential email

“**ACT Manage | Settings | QR Code**” Configure the text that will appear with the virtual QR credential email. Maximum of 45 characters.

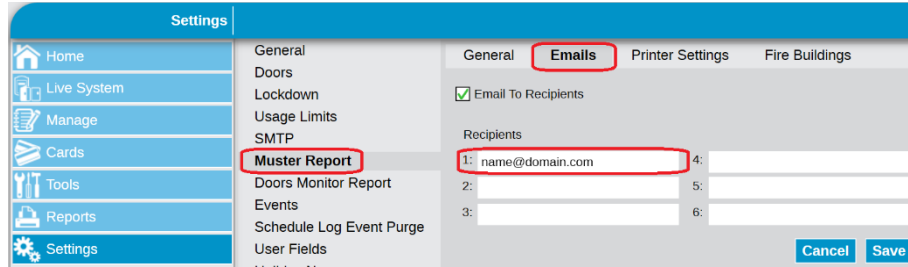


Configuring email server

From “**ACT Manage | Settings | SMTP**,” enter the server configuration that matches your email server. You may need to consult with your IT department.

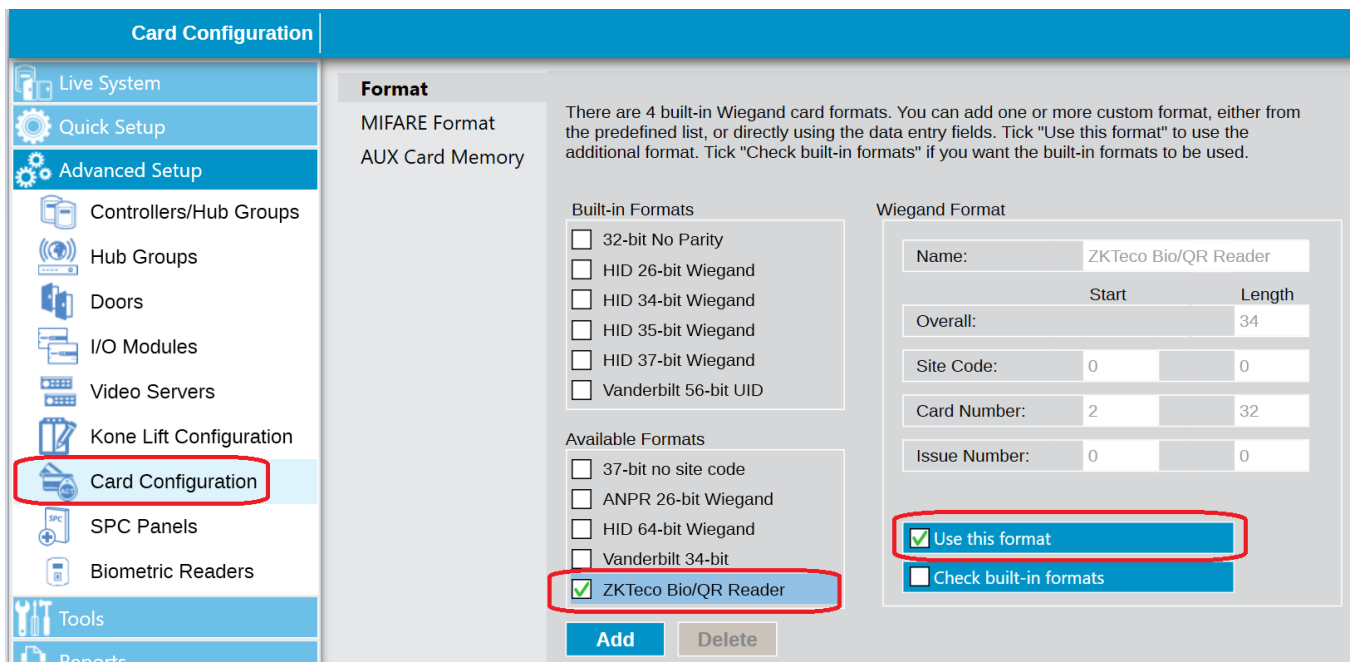


Note: To send a test email, ensure a valid email address is entered in the Muster report, “**ACT Manage | Settings | Muster Report.**”



Configuring card format to support; QR500 - Access Control QR Reader

From “**ACT Install | Advanced Setup | Card Configuration,**” select “ZKTeco Bio/QR Reader” format from the available format list also enable “Use this format.”



Upgrade to TLS 1.2

ACT Enterprise 2.16 supports TLS 1.2 (Transport Layer Security), TLS 1.1 is no longer supported. TLS is used for securing communications between the ACT Enterprise client and server and any other 3rd party applications that talk to ACT Enterprise.

Support 128 Camera Hikvision NVR

ACT Enterprise 2.16 supports up to 128 Cameras/channels on Hikvision NVRs.

Feature improvement and Bug fixes

- Relay delay timer for DS not visible in UI
- SPC Panels with invalid connection disrupting loading of other panels
- DB users assigned to diff. tenants can add users to all sites
- Card Conversion Tool does not convert the Batch Card database
- ACTEnt: Not reporting a card number - unknown card - When installed on Dutch OS
- Video replaying from the wrong time on Hanwha
- With Aperio Lock configured, Door 5 does not work and requires ACTpro-1500 firmware 1.10.35 or later.
- The door relay will lock when the intruder panel is armed.
- DB Backups incorrect when connection string changed.